

1-800-547-5740 • Fax: (503) 643-6322
www.ueitest.com • email: info@ueitest.com

Introduction

Use the ECT690 to perform quick checks of AC Volts, DC Volts, and Continuity. LED's indicate Voltage level and DC polarity, tone provides audible indication of Continuity.

Features include

- AC Volts 12 to 690
- DC Volts 6 to 220
- Continuity
- One year limited warranty

Safety Notes

- Never use the tester if it or its test leads appear damaged.
- Never apply more than 1000V DC or 1000V AC rms. between any terminal and earth ground.
- I n d i c a t e s dangerous voltage present at the terminals if the LED turns on.
- When using the probes, do not touch the metal probe tips.
- Disconnect the live test lead before disconnecting the common test lead.
- Before each use, verify the tester's operation by measuring a known voltage.

Operating Instructions

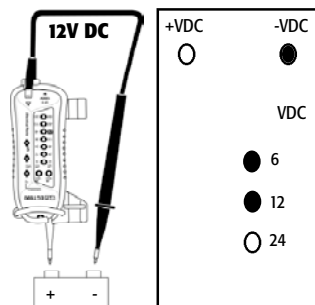
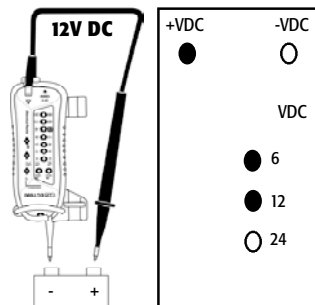
Automatic Operation

The tester automatically turns on when you place the probes across a complete circuit. The tester selects continuity or DC or AC voltage mode based on the resistance or voltage between the probes. The tester automatically turns off when you remove the probes from the complete circuit.

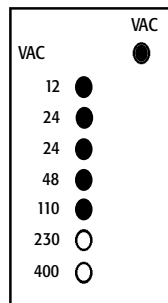
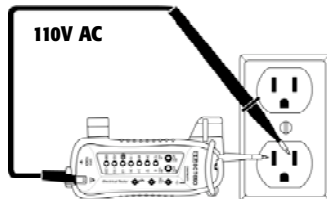
Measuring Voltage

Connect test leads across the source or load under measurement. The LEDs turn on at between 70% and 100% of their rated voltages.

DC Voltage
1000V DC maximum

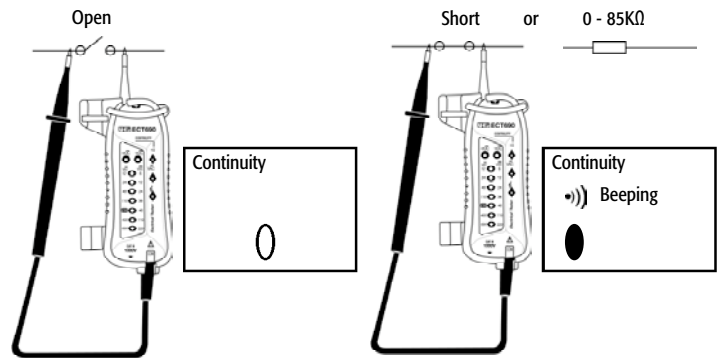


AC Voltage
1000V rms. maximum
45 Hz to 66 Hz



Testing for Continuity

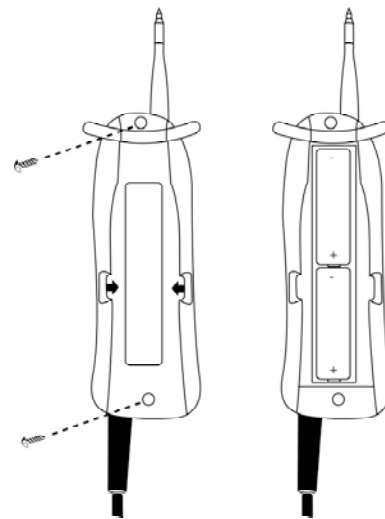
Turn off circuit power before testing. Beeper indicates shorts lasting 1 ms or longer.



Maintenance

Battery Test and Replacement

Replace the batteries when touching the leads together no longer turns on the continuity LED. Reference to (Fig 1) to replace batteries.



(Fig 1)

NOTE: Disconnect probes from voltage.

NOTE: Do not over-tighten screws

Observe battery polarity.

Specifications

Function	Range	Accuracy
AC Voltage (V)	12, 24, 48, 110, 230, 400, 690	-30% to 0% of reading
DC Voltage (V)	6, 12, 24, 36, 48, 110, 220	-30% to 0% of reading
Continuity Test	Audible threshold 0 - 85Ω, Continuity beeper 2KHz	
Maximum Voltage	Between any terminal and earth ground: 1000V DC, 1000V AC rms, overvoltage category III	
Input Impedance	1MΩ	
Relative Humidity	90% (0°-30°C), 75% (30°-40°C), 45% (40°-50°C)	
Battery Type and Life	(2) "AA", 350 hours with NEDA 15F r IEC R6	
Safety	Complies with EN61010-1:1993 for use in overvoltage CAT III environments	
EMC Regulations	EN50081-1, EN50082-1	



ECT690

Electrical Tester

Limited Warranty

The ECT690 is warranted to be free from defects in materials and workmanship for a period of one year from the date of purchase. If within the limited lifetime warranty period your instrument should become inoperative from such defects, the unit will be repaired or replaced at UEi's option. This warranty covers normal use and does not cover damage which occurs in shipment or failure which results from alteration, tampering, accident, misuse, abuse, neglect or improper maintenance. Batteries and consequential damage resulting from failed batteries are not covered by warranty.

Any implied warranties, including but not limited to implied warranties of merchantability and fitness for a particular purpose, are limited to the express warranty. UEi shall not be liable for loss of use of the instrument or other incidental or consequential damages, expenses, or economic loss, or for any claim or claims for such damage, expenses or economic loss. A purchase receipt or other proof of original purchase date will be required before warranty repairs will be rendered. Instruments out of warranty will be repaired (when repairable) for a service charge. Return the unit postage paid and insured to:

1-800-547-5740 • FAX: (503) 643-6322

www.ueitest.com • Email: info@ueitest.com

This warranty gives you specific legal rights. You may also have other rights which vary from state to state.